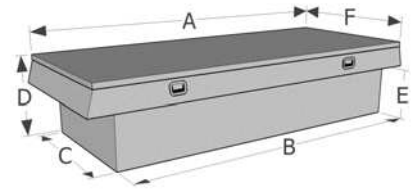


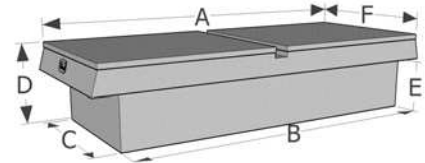
**Standard Special Sized Crossovers**

- Constructed of heavy-duty diamond tread aluminum.
- Both lid styles open with two heavy-duty gas shocks.
- Adjustable stainless steel connecting paddle latch system allows access from either side of the truck.
- Each box features a removable aluminum sliding storage tray with dividers, built in end compartment dividers, and convenient screw driver holders.
- Domed, hemmed lids provide superior strength; All lids feature extra support bracing where needed.
- Full rubber automotive grade seal surrounds entire perimeter of lid openings.
- Mounting tape protects and prevents noise.
- Includes mounting hardware; J-hook mounting requires no drilling in side rails.
- Wide & Deep style has double braced flooring, giving extra support for those heavier loads.

**Full Lid**



**Gull Wing**

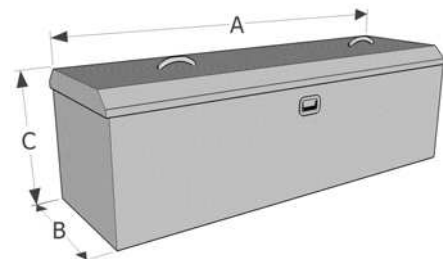


Part number example: TB800FL (full lid) TB800GW (gull wing)

Part #	Description	A	B	C	D	E	F	UPS	Weight
TB700	Full Size Trucks (X-deep)	69 1/2"	60"	17"	18 1/2"	12 1/2"	20 1/2"	N	55
TB705	'99-C Ford Super Duty, '04 Ford F-150, '03-C Dodge Ram (X-deep)	73 1/2"	62"	17"	18 1/2"	12 1/2"	20 1/2"	N	59
TB800	Full Size Trucks L/B (Wide & Deep)	69 1/2"	60"	22 1/2"	22"	16"	27"	N	69
TB800S	Full Size Trucks L/B or S/B w/slant (Wide & Deep)	69 1/2"	60"	22 1/2"	22"	16"	27"	N	69
TB805	'99-C Ford Super Duty L/B, '04 Ford F-150 L/B, '03-C Dodge Ram L/B (Wide & Deep)	73 1/2"	62"	22 1/2"	22"	16"	27"	N	80
TB805S	'99-C Ford Super Duty L/B or S/B '04 Ford F-150 L/B or S/B, w/slant (Wide & Deep)	73 1/2"	62"	22 1/2"	22"	16"	27"	N	80
TB810	Full Size Trucks L/B & S/B (Wide & Shallow)	69 1/2"	60"	22 1/2"	14"	8"	27"	N	58
TB815	'99-C Ford Super Duty L/B & S/B '04 F-150, '03-C Dodge Ram (Wide & Shallow)	73 1/2"	62"	22 1/2"	14"	8"	27"	N	68

**Job Site Toolbox**

- Constructed of heavy-duty diamond tread aluminum.
- Redesigned sloping lid opens with heavy-duty gas shock and the domed, hemmed lid provides superior strength; featuring extra support bracing where needed.
- Stainless steel locking paddle latch and a full rubber seal surrounding entire lid opening creates a weather tight seal.
- This box features a built in 48" aluminum compartment along the front of the box for convenient storage of your level.
- 2 large chrome grab handles allow for easy transportation of your most needed items.



Part #	A	B	C	UPS	Weight
JSB100	50"	12"	12"	Y*	31

\* Ship as FedEx Oversize 3 based on dimensional weight.

Sizes and weights are nominal

All products available with black powder coat—Add "-B" to end of part number. (eg. TB700FL-B)