

Topsider Toolboxes

All our topside toolboxes feature drop down doors with automotive grade cables and full rubber seal. Folding 'T' handles give access to this topside box, designed to sit up on the bed rail. (48" length, one handle) Mounting legs & hardware are included.



Standard-Our standard topsider is square by design. The 48 & 72" lengths have one full door, while the 88, 90 & 96" lengths have double doors.

Slanted-Our slanted topsider is just that, slanted to match the angle of your cab, giving it a sleeker look.



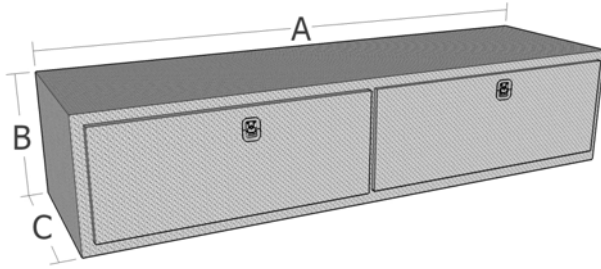
Contractor- Not only does this box provide double upper storage, but also offers a full lower compartment, to hold longer items as well.

Contractor w/Drawer

Our new contractor style box features sliding drawers with removable dividers to keep all your items organized and within reach.

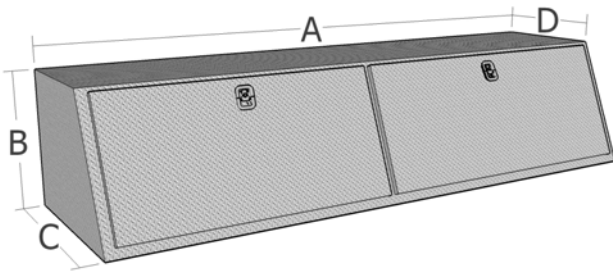


Standard



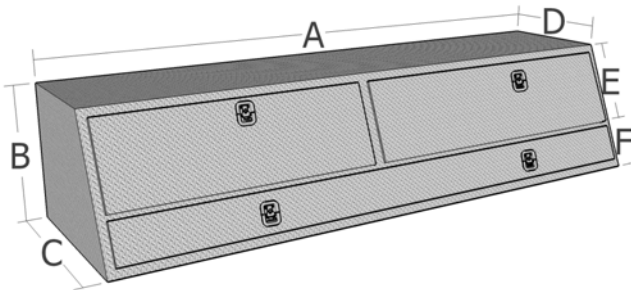
Part #	A	B	C	UPS	Weight
TB100-48	48"	16"	15"	Y*	35
TB100-72	72"	16"	15"	N	43
TB100-88D	88"	16"	15"	N	53
TB100-90D	90"	16"	15"	N	58
TB100-96D	96"	16"	15"	N	68

Slanted



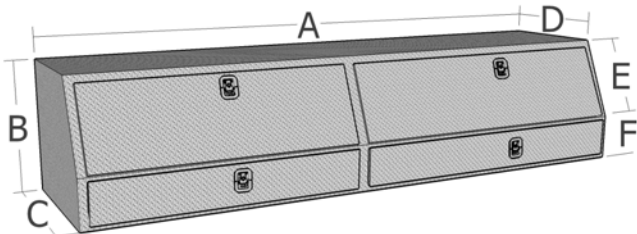
Part #	A	B	C	D	UPS	Wt
TBS100-48	48"	16"	14 1/4"	10 3/8"	Y*	33
TBS100-72	72"	16"	14 1/4"	10 3/8"	N	41
TBS100-88D	88"	16"	14 1/4"	10 3/8"	N	51
TBS100-90D	90"	16"	14 1/4"	10 3/8"	N	56
TBS100-96D	96"	16"	14 1/4"	10 3/8"	N	66

Contractor



Part #	A	B	C	D	E	F	UPS	Wt
TBS200-48	48"	21"	13 1/2"	10"	13"	8"	Y*	40
TBS200-72	72"	21"	13 1/2"	10"	13"	8"	N	48
TBS200-88D	88"	21"	13 1/2"	10"	13"	8"	N	58
TBS200-90D	90"	21"	13 1/2"	10"	13"	8"	N	63
TBS200-96D	96"	21"	13 1/2"	10"	13"	8"	N	73

Contractor w/Drawer



Part #	A	B	C	D	E	F	UPS
TBS200-48-BD	48"	21"	13 1/2"	10"	13"	8"	Y*
TBS200-72-BD	72"	21"	13 1/2"	10"	13"	8"	N
TBS200-88D-BD	88"	21"	13 1/2"	10"	13"	8"	N
TBS200-96D-BD	96"	21"	13 1/2"	10"	13"	8"	N

* Ship as FedEx Oversize based on dimensional weight.